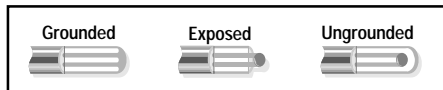


QDM

Molded Quick Disconnect Thermocouple Assemblies

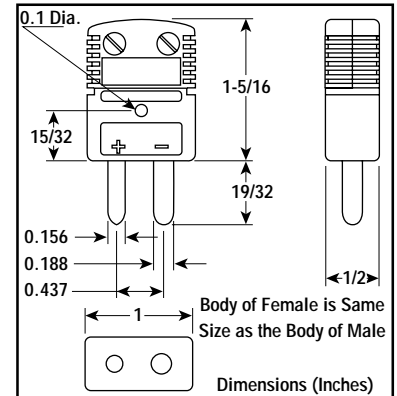


- Male Connector Molded to Sheath
- 12, 18 and 24" Lengths Standard
- Mating Connector and Cable Clamp Included
- Standard Size Thermocouple Connectors, Color-Coded with Calibration Code
- 304 SS or INCONEL® Sheath
- High Strength Bendable Design
- Withstands Vibration, High Temperatures, High Pressures
- Sheath Diameters of 1/16, 1/8, 3/16 and 1/4"



In Stock:

Model	PCN
JQSS-116G-12/C	327100
JQSS-18G-12/C	327118
JQSS-14G-12/C	327126
KQSS-116G-12/C	327134
KQSS-116U-12/C	327142
KQSS-18G-12/C	327150
KQSS-18U-12/C	327169
KQSS-14G-12/C	327177

Dimensions (Inches)



U.S. and International Patents

Specifications and Ordering Information

Thermocouple Alloy	Sheath Dia. (In.)	Model		
		12" Length	18" Length	24" Length
Iron-Constantan INCONEL® Sheath	1/16	JQIN-116 ⁽¹⁾ -12/C	JQIN-116 ⁽¹⁾ -18/C	JQIN-116 ⁽¹⁾ -24/C
	1/8	JQIN-18 ⁽¹⁾ -12/C	JQIN-18 ⁽¹⁾ -18/C	JQIN-18 ⁽¹⁾ -24/C
	3/16	JQIN-316 ⁽¹⁾ -12/C	JQIN-316 ⁽¹⁾ -18/C	JQIN-316 ⁽¹⁾ -24/C
	1/4	JQIN-14 ⁽¹⁾ -12/C	JQIN-14 ⁽¹⁾ -18/C	JQIN-14 ⁽¹⁾ -24/C
Iron-Constantan 304 SS Sheath	1/16	JQSS-116 ⁽¹⁾ -12/C	JQSS-116 ⁽¹⁾ -18/C	JQSS-116 ⁽¹⁾ -24/C
	1/8	JQSS-18 ⁽¹⁾ -12/C	JQSS-18 ⁽¹⁾ -18/C	JQSS-18 ⁽¹⁾ -24/C
	3/16	JQSS-316 ⁽¹⁾ -12/C	JQSS-316 ⁽¹⁾ -18/C	JQSS-316 ⁽¹⁾ -24/C
	1/4	JQSS-14 ⁽¹⁾ -12/C	JQSS-14 ⁽¹⁾ -18/C	JQSS-14 ⁽¹⁾ -24/C
Chromel-Alumel INCONEL® Sheath	1/16	KQIN-116 ⁽¹⁾ -12/C	KQIN-116 ⁽¹⁾ -18/C	KQIN-116 ⁽¹⁾ -24/C
	1/8	KQIN-18 ⁽¹⁾ -12/C	KQIN-18 ⁽¹⁾ -18/C	KQIN-18 ⁽¹⁾ -24/C
	3/16	KQIN-316 ⁽¹⁾ -12/C	KQIN-316 ⁽¹⁾ -18/C	KQIN-316 ⁽¹⁾ -24/C
	1/4	KQIN-14 ⁽¹⁾ -12/C	KQIN-14 ⁽¹⁾ -18/C	KQIN-14 ⁽¹⁾ -24/C
Chromel-Alumel 304 SS Sheath	1/16	KQSS-116 ⁽¹⁾ -12/C	KQSS-116 ⁽¹⁾ -18/C	KQSS-116 ⁽¹⁾ -24/C
	1/8	KQSS-18 ⁽¹⁾ -12/C	KQSS-18 ⁽¹⁾ -18/C	KQSS-18 ⁽¹⁾ -24/C
	3/16	KQSS-316 ⁽¹⁾ -12/C	KQSS-316 ⁽¹⁾ -18/C	KQSS-316 ⁽¹⁾ -24/C
	1/4	KQSS-14 ⁽¹⁾ -12/C	KQSS-14 ⁽¹⁾ -18/C	KQSS-14 ⁽¹⁾ -24/C
Chromel-Constantan INCONEL® Sheath	1/16	EQIN-116 ⁽¹⁾ -12/C	EQIN-116 ⁽¹⁾ -18/C	EQIN-116 ⁽¹⁾ -24/C
	1/8	EQIN-18 ⁽¹⁾ -12/C	EQIN-18 ⁽¹⁾ -18/C	EQIN-18 ⁽¹⁾ -24/C
	3/16	EQIN-316 ⁽¹⁾ -12/C	EQIN-316 ⁽¹⁾ -18/C	EQIN-316 ⁽¹⁾ -24/C
	1/4	EQIN-14 ⁽¹⁾ -12/C	EQIN-14 ⁽¹⁾ -18/C	EQIN-14 ⁽¹⁾ -24/C
Chromel-Constantan 304 SS Sheath	1/16	EQSS-116 ⁽¹⁾ -12/C	EQSS-116 ⁽¹⁾ -18/C	EQSS-116 ⁽¹⁾ -24/C
	1/8	EQSS-18 ⁽¹⁾ -12/C	EQSS-18 ⁽¹⁾ -18/C	EQSS-18 ⁽¹⁾ -24/C
	3/16	EQSS-316 ⁽¹⁾ -12/C	EQSS-316 ⁽¹⁾ -18/C	EQSS-316 ⁽¹⁾ -24/C
	1/4	EQSS-14 ⁽¹⁾ -12/C	EQSS-14 ⁽¹⁾ -18/C	EQSS-14 ⁽¹⁾ -24/C
Copper-Constantan INCONEL® Sheath	1/16	TQIN-116 ⁽¹⁾ -12/C	TQIN-116 ⁽¹⁾ -18/C	TQIN-116 ⁽¹⁾ -24/C
	1/8	TQIN-18 ⁽¹⁾ -12/C	TQIN-18 ⁽¹⁾ -18/C	TQIN-18 ⁽¹⁾ -24/C
	3/16	TQIN-316 ⁽¹⁾ -12/C	TQIN-316 ⁽¹⁾ -18/C	TQIN-316 ⁽¹⁾ -24/C
	1/4	TQIN-14 ⁽¹⁾ -12/C	TQIN-14 ⁽¹⁾ -18/C	TQIN-14 ⁽¹⁾ -24/C
Copper-Constantan 304 SS Sheath	1/16	TQSS-116 ⁽¹⁾ -12/C	TQSS-116 ⁽¹⁾ -18/C	TQSS-116 ⁽¹⁾ -24/C
	1/8	TQSS-18 ⁽¹⁾ -12/C	TQSS-18 ⁽¹⁾ -18/C	TQSS-18 ⁽¹⁾ -24/C
	3/16	TQSS-316 ⁽¹⁾ -12/C	TQSS-316 ⁽¹⁾ -18/C	TQSS-316 ⁽¹⁾ -24/C
	1/4	TQSS-14 ⁽¹⁾ -12/C	TQSS-14 ⁽¹⁾ -18/C	TQSS-14 ⁽¹⁾ -24/C

1. Specify junction type: G (Grounded), E (Exposed) or U (Ungrounded).

Teflon® is a registered trademark of DuPont.